

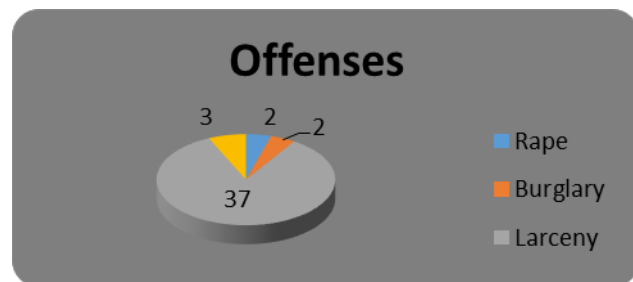


Cedar Hill Police Department Activity Measurement Report

During the period 7/1/18 to 7/10/18 the Cedar Hill Police Department investigated 44 Part 1 Offenses in the following categories.

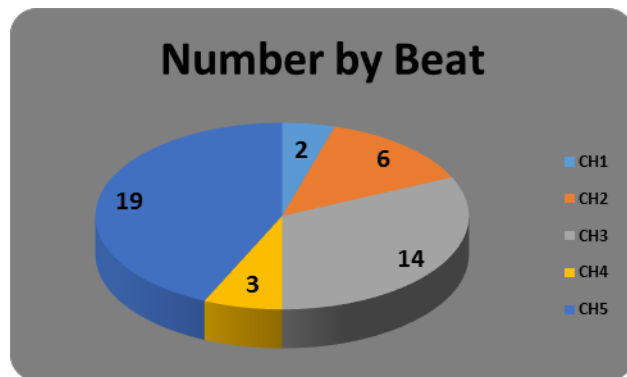
The chart below reflects the number of the offenses.

Rape	2
Burglary	2
Larceny/theft	37
UUMV	3



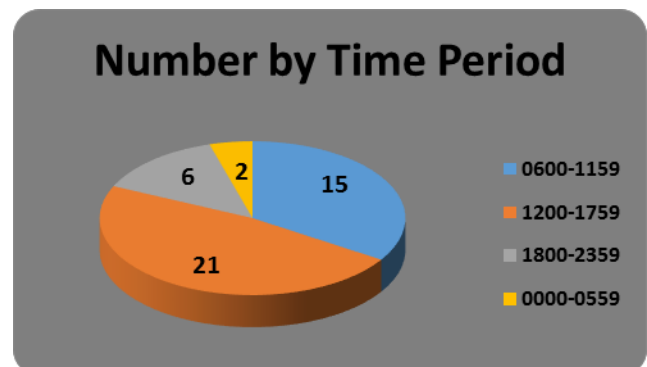
The chart below reflects the number of offenses per Patrol Beat

CH1	2
CH2	6
CH3	14
CH4	3
CH5	19



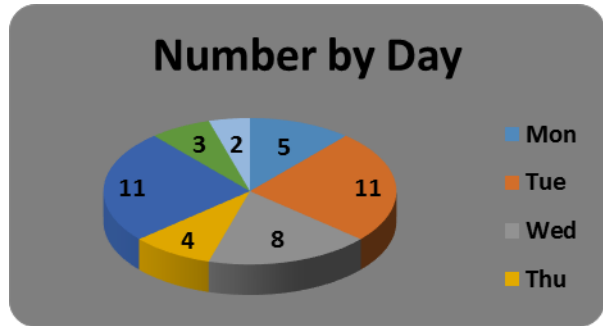
The chart below reflects the time period the offenses were committed.

0600 – 1159	15
1200 – 1759	21
1800 – 2359	6
0000 – 0559	2



The chart below reflects the day of week the offenses were committed.

Monday	5
Tuesday	11
Wednesday	8
Thursday	4
Friday	11
Saturday	3
Sunday	2



Part 1 Offenses

- 1. Criminal Homicide:**
 - a. Murder and non-negligent manslaughter**
 - b. Manslaughter by negligence**
- 2. Forcible rape:**
 - a. Rape by force**
 - b. Attempts to commit forcible rape**
- 3. Robbery**
 - a. firearm**
 - b. Knife or cutting instrument**
 - c. Other dangerous weapon**
 - d. Strong-arm—hands, fists, feet, etc**
- 4. Aggravated assault:**
 - a. Firearm**
 - b. Knife or cutting instrument**
 - c. Other dangerous weapon**
 - d. Hands, fists. Feet, etc. – aggravated injury**
- 5. Burglary:**
 - a. Forcible entry**
 - b. Unlawful entry—no force**
 - c. Attempted forcible entry**
- 6. Larceny-theft (except motor vehicles)**
- 7. Motor vehicle theft:**
 - a. Autos**
 - b. Trucks and buses**
 - c. Other vehicles**
- 8. Arson:**
 - a.-g. Structural**
 - h.-i. Mobile**
 - j. Other**

BEAT	Begin Date	End Date	CH1	CH2	CH3	CH4	CH5	TOTALS
MURDER	07/01/2018	07/10/2018	0	0	0	0	0	0
RAPE			0	1	0	1	0	2
ROBBERY			0	0	0	0	0	0
AGG ASSAULT			0	0	0	0	0	0
BURGLARY			0	0	1	1	0	2
LARCENY			2	4	12	1	18	37
MOTOR VEHICLE THEFT			0	1	1	0	1	3
TOTALS			2	6	14	3	19	44

